


Drapery MAGIC Sandra Bunn says the styles are “Old World” to “Contemporary” and anything in between.

Since moving to Florida over two decades ago, Sandie has worked hard while learning everything that she could about the design field. With a desire to keep improving her craft, she still participates in many events.


Alone with two young children in 1970's, Sandra had a late beginning as a full time designer. Having spent nine years working for a small company in Lake Worth, she decided to go it alone. By 1980, she was able to start her own interior design company.

Today, she has worked for homeowners in Delaware, Massachusetts, Colorado, Georgia and the Bahamas. She has even decorated several yachts as well as many homes and condos in Florida. The daughter of a seamstress, she is proud and honest and says she never gets tired of a new job. When meeting potential clients, she loves to listen and tries to interpret their ideas in a way that translates into good design technique.

Her objective is to always please the client. Here's how she describes some new design techniques.



8 On the Inside July 2006



Draperies

For the past several years, draperies and beautiful window treatments have made a huge come back. Even here in Florida, many people are obsessed with the “VIEW” from the outside. Draperies just compliment that view by “framing it” and drawing your attention to what you’ve spent your money on.

There is an array of fabrics to choose from. There are dressy, luscious silks, damask or very tropical printed cottons. Or, you may prefer the simple elegance of linen. Any theme that you’d like to create becomes possible.

Topping all that off, is an amazing assortment of embellishments for your delight.

The Passementarie Collection is now available with endless patterns. There are hand made tassels, with beads, shells, ribbons, wood and leather. Or, fringes and cords made with all types of silk, chenille, cotton and rayon. Beautiful rosettes can enhance any window treatment.

“Oh my goodness, it’s a sea of jewels.” You can almost not keep up with everything that is available. However, you can always find the perfect trim just right for the finishing touches on the drapery treatment.

Drapery hardware is huge as well. Wood, iron and other metals with perfect finishes are all in stock. If you can think of something special or unusual.....it’s available. Some of the finials at the end of the rods are Murano glass, Swarovski crystal, semi-precious stones, marble and onyx. “They are absolutely beautiful.” The styles are “Old World” to “Contemporary” and anything in between. There is something for every window.

What you need to know about the construction of the drapery treatment:

When making draperies, you should ask the question, how good is the workroom (where the draperies are made) and the designer. Study the portfolio of the designer as well as the workroom for this challenge. You



When making draperies, you should ask the question, how good is the workroom (where the draperies are made) and the designer? Study the portfolio of the designer as well as the workroom for this challenge.

need quality work and smart design. When you're finished, the drapery should look like a jewel encasing your window. It should not look out of proportion to the window. It should be breathtaking.

Palladium or arched windows should have draperies made to focus on the shape of the window. Panels


on the sides of arched windows lend very little to the window design. There is little or no enhancement.

Even in contemporary design, the treatment should still have plenty of body and fabric.


In order to maintain the minimal look, use more modern pleats, sleeker drapery hardware and be aware of type of fabric you might want to use.



When you go to a birthday party and bring out the cake, you have frosting and candles....it's not just plain cake! In other words, you are not finished with your room unless you have "dressed" the windows.



people are obsessed with the "VIEW" from the outside. Draperies just compliment that view by "framing it" and drawing your attention to what you've spent your money on.



In next month's issue, Sandra will discuss more on designing blinds, shades and other sun controlled products. Allied ASID. Sandra Bunn is a Florida licensed designer. She is also a licensed real estate broker.

Sandra Bunn Designs, Inc.
 4104 Old Oak Drive
 Palm Beach Gardens, FL, 33410
 Office 561-627-8151
 Fax 561-627-8170 • 1B2600777